# The instruction of submitting the camera-ready paper

（URL：https://www.easychair.org/conferences/?conf=ieis2014）

1 Logon Easychair paper submittion system of IEIS 2014.
(URL: https://www.easychair.org/conferences/?conf=ieis2014)

2 Choose your paper ID which has been marked by the red circle to enter the paper information page.

3 Click "submit a new version" which has been marked by the red circle to submit your camera-ready paper.

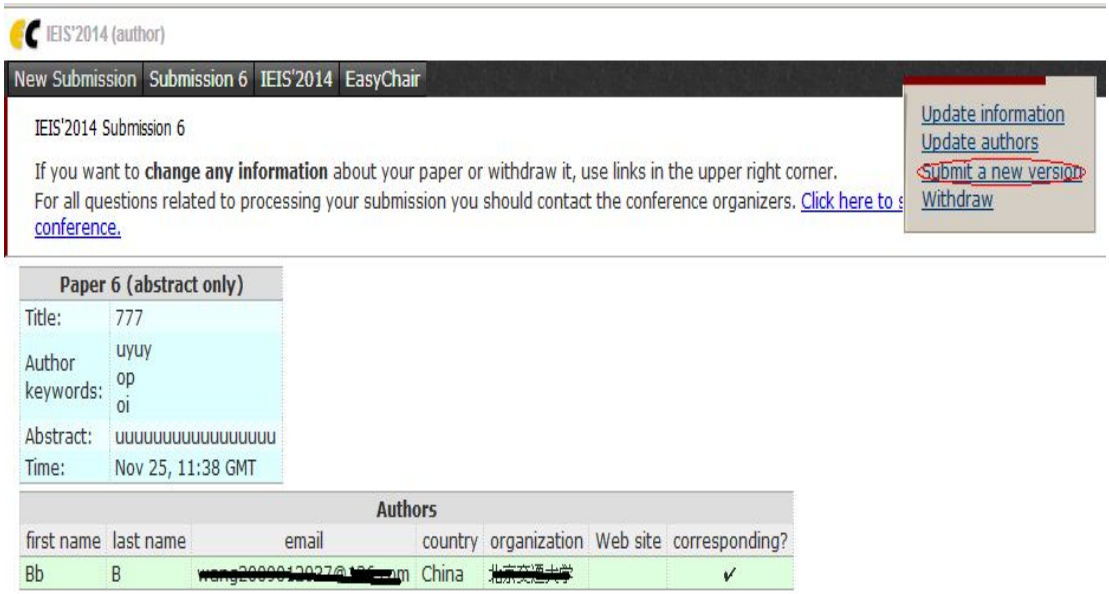

4 The following page is for submitting the camera-ready paper .You must choose the "Attachment" button to upload package of the final version.

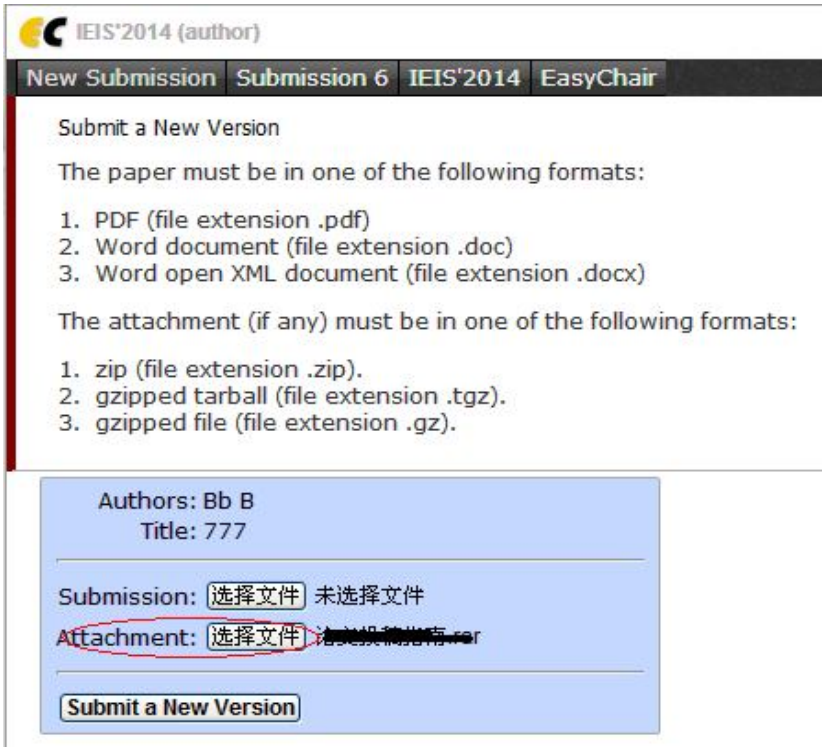


Please note:

(1) All files should be submitted as a gzipped tarball(*.zip,*.tgz,*.gz).

(2) The package should include 5 documents

- 2 final version(pdf & doc/docx)
- The scanning copy or photo of assignment of copyright which should be personally signed
- The scanning copy or photo of payment voucher which should be personally signed
- Registration form
- If the author is a student, the scanning copy or photo of student card is necessary.
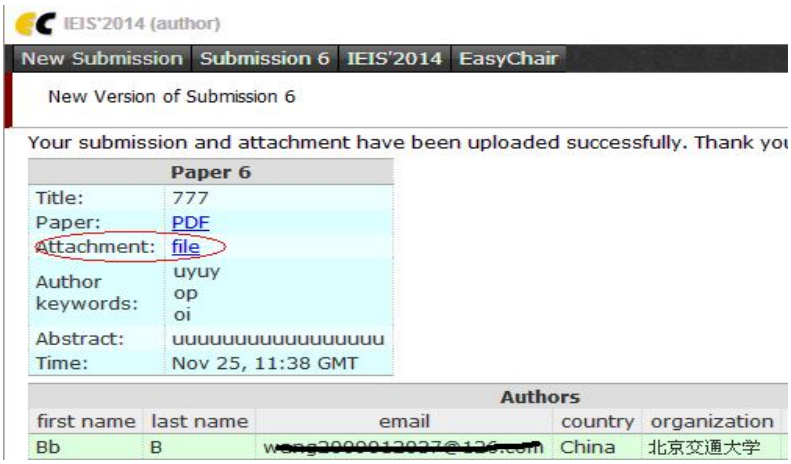
5 your camera-ready paper is submitted successfully when the page below pops up